



District Report Card: 2017


| | |
|--------------------------------|--------------------------|
| State: Himachal Pradesh | District: Kangra |
| Class: 5 | Subject: Language |
| Schools: 61 | Students: 540 |


Participation/Coverage


Students

| | | | | |
|--|--------|-------|--------|-------|
| <div>GENDER</div> <div></div> | Boys | | Girls | |
| | Number | % | Number | % |
| | 261 | 48.33 | 279 | 51.67 |

| | | | | |
|---|--------|-------|--------|------|
| <div>AREA</div> <div></div> | Rural | | Urban | |
| | Number | % | Number | % |
| | 506 | 93.70 | 34 | 6.30 |

| | | | | | | | | |
|--|--------|-------|--------|------|--------|-------|--------|-------|
| <div>CATEGORY</div> <div></div> | SC | | ST | | OBC | | GEN | |
| | Number | % | Number | % | Number | % | Number | % |
| | 216 | 40.00 | 39 | 7.22 | 149 | 27.59 | 136 | 25.19 |

| | | | | | | |
|--|----|----|----|------|----|-----|
| <div>CWSN</div> <div></div> | LD | VI | HI | S&LD | ID | Oth |
| | 0 | 1 | 0 | 1 | 1 | 2 |

| | | | | |
|--|------------|-------|------------------|------|
| <div>Management</div> <div></div> | Government | | Government-aided | |
| | Number | % | Number | % |
| | 519 | 96.11 | 21 | 3.89 |

Average Performance of Students in Language (%)

| Overall | Gender | | Area | | Management | | Social Group | | | |
|---------|--------|--------|-------|-------|------------|-------|--------------|-------|-------|-------|
| | Male | Female | Rural | Urban | Govt. | Aided | SC | ST | OBC | GEN |
| 70.63 | 69.89 | 71.33 | 71.40 | 59.22 | 71.19 | 56.83 | 70.99 | 68.21 | 68.99 | 72.55 |

Performance on Learning Outcomes (LOs)

| Learning Outcomes | Description | Average Performance(%) |
|-------------------|--|------------------------|
| L504 | Reads and comprehends independently storybooks, news items/ headlines, advertisements etc. | 71.00 |
| L508 | Reads text with comprehension, locates details and sequence of events | 70.44 |

| Range of Performance of Students who Answered Correctly | | | | | | | |
|---|------|-----------|------|-----------|-------|-----------|-------|
| Below 30% | | 30% - 50% | | 50% - 75% | | Above 75% | |
| Number | % | Number | % | Number | % | Number | % |
| 14 | 2.59 | 52 | 9.63 | 254 | 47.04 | 220 | 40.74 |

Lowest Performing Learning Outcomes (LOs)

- 1 - Reads text with comprehension, locates details and sequence of events (70.44)
- 2 - Reads and comprehends independently storybooks, news items/ headlines, advertisements etc. (71.00)